

Foundation Programme
in Literacy, Numeracy and Skills
(FPLNS)

现代汉语
MODERN CHINESE

GRADE 8

Student's Workbook

Theme 2: My Immediate Environment
My House

MAHATMA GANDHI INSTITUTE
under the aegis of
MINISTRY OF EDUCATION AND HUMAN RESOURCE
Republic of Mauritius

2026

Table of content

» Guide to Educators.	ii
» Activity 1: Listen and repeat.	1
» Activity 2: Read and repeat the vocabulary words.	2
» Activity 3: Matching.	3
» Activity 4: Read and practise.	4
» Activity 5: Spell and read.	5
» Activity 6: Colour the correct words.....	6
» Activity 7: Draw, label and describe your house.....	7
» Activity 8: Matching.	8
» Activity 9: Fill in the blanks.	9
» Activity 10: Choose the correct verbs.	10
» Activity 11: Make simple sentences.	11
» Activity 12: Comprehension passage.	12

Guide to Educators

Learning Outcomes

- Read and understand vocabulary words related to My House.
- Differentiate and recognise the different parts/areas of the house.
- Use the words related to my house correctly to form simple sentences both orally and in written.

Activities

- Listen and repeat.
- Read and repeat the vocabulary words.
- Matching.
- Read and practise.
- Spell and read.
- Colour the correct words.
- Draw, label and describe your house.
- Matching.
- Fill in the blanks.
- Choose the correct verbs.
- Make simple sentences.
- Comprehension passage.

Other Proposed Activities

- My House Activity (Draw your house on a piece of paper and label the different parts / sections by using arrows).
- Colour the favourite parts of your house.
- Sharing of drawings and describing your favourite spot.
- Educators may give a list of other vocabulary words related to the house.

Additional Resources

- Flashcards with images of My House.
- Worksheets (Cut and paste, Fill in the blanks).
- Songs.
- Glue, scissors, crayons.

Portfolio Assessment

- Skills-based assessments.

Activity 1: Listen and repeat.

Listening and Reading Activities:

- The Educator recites and explains the meaning to the students.
- The students listen and repeat the poem.

我的家

这是我睡觉的房间。
我在卧室里睡觉。
这是我洗澡的地方。
我在洗手间里洗澡。
这是我做饭的地方。
我在厨房里做饭。
这是我吃饭的地方。
我在餐厅里吃饭。
这是我跟爸爸交谈的地方。
我跟爸爸在客厅里说话。
这是我们停车的地方。
我们把车停在车库里。
这是我玩儿的地方。
我在院子里玩儿。
这是我的家。
我和爸爸妈妈住在一起。
温暖的家！

Wǒ De Jiā

Zhè shì wǒ shuìjiào de fángjiān.
Wǒ zài wòshì lǐ shuìjiào.
Zhè shì wǒ xǐzǎo de dìfang.
Wǒ zài xǐshǒujiān lǐ xǐzǎo.
Zhè shì wǒ zuòfàn de dìfang.
Wǒ zài chúfáng lǐ zuòfàn.
Zhè shì wǒ chīfàn de dìfang.
Wǒ zài cāntīng lǐ chīfàn.
Zhè shì wǒ gēn bàba jiāotán de dìfang.
Wǒ gēn bàba zài kètīng lǐ shuōhuà.
Zhè shì wǒmen tíngchē de dìfang.
Wǒmen bǎ chē tíng zài chēkù lǐ.
Zhè shì wǒ wánr de dìfang.
Wǒ zài yuànzi lǐ wánr.
Zhè shì wǒ de jiā.
Wǒ hé bàba māma zhù zài yīqǐ.
Wēnnuǎn de jiā!

The Educator may access the audio-visual version of the poem through this link:

<https://www.youtube.com/watch?v=Q3manwumVdM>

Other similar resource is available through the following link:

<https://www.youtube.com/watch?v=iHZyyTA7CzE>

Activity 2: Read and repeat the vocabulary words.

Reading Activity:

- The Educator explains the given words with emphasis on the alphabets/letters.
- The students read the vocabulary words repeatedly with correct pronunciation.




房子
fángzi



门
mén



窗户
chuānghu



墙
qiáng



屋顶
wūdǐng



花
huā




汽车
qìchē



花园
huāyuán



树
shù



院子
yuànzi

Activity 3: Matching.

Reading Activity:

The students read the words with the help of the Educator and match them with the corresponding pictures.

房子

墙

屋顶







汽车

院子

花园

树

花




Activity 4: Read and practise.

Listening and Reading Activities:

The students listen and repeat the words under the guidance of the Educator.




客厅



卧室




厨房



浴室



洗手间/卫生间



餐厅

Activity 5: Spell and read.

Reading Activity:

- The Educator explains the given words with emphasis on the alphabets/letters.
- The students spell and read the vocabulary words repeatedly with correct pronunciation.

桌子 zhuō+zi=zhuōzi

椅子 yǐ+zi=yǐzi

床 chuáng

衣柜 yī+guì=yīguì

沙发 shā+fā=shāfā

风扇 fēng+shàn=fēngshàn

灯泡 dēng+pào=dēngpào

冰箱 bīng+xiāng=bīngxiāng


镜子 jìng+zi=jìngzi

厨具 chú+jù=chújù

Activity 6: Colour the correct words.

Reading and Writing Activities:

- The Educator reads the names of the given pictures.
- The students choose the correct words from the list, colour them and copy them three times.




厨房 客厅

.....

.....

.....



卧室 浴室

.....

.....

.....



浴室 厨房

.....

.....

.....



餐厅 书房

.....

.....

.....



卧室 客厅

.....

.....

.....



洗手间 客厅

.....

.....


.....

Activity 7: Draw, label and describe your house.

Speaking and Writing Activities:

The Educator:

- helps the students to draw a house and label the different parts (door, window, roof, garden etc.)
- guides the students to describe the house orally.(Example: My house is big. It has two bedrooms. There is a kitchen. My house is beautiful.)




Activity 8: Matching.

Reading Activity:


The students read the words with the help of the Educator and match them with the corresponding pictures.



客厅



花园



卧室



厨房



餐厅

Activity 9: Fill in the blanks.

Reading and Writing Activities:

The students:

- read the following sentences with the help of the Educator and choose the appropriate words to fill in the blanks.
- read the complete sentences repeatedly.

浴室 卧室 花园 厨房 客厅

1. 里有花。
2. 姐姐在..... 里睡觉。
3. 妈妈在..... 里做饭。
4. 爷爷在..... 里洗澡。
5. 沙发在..... 里。

Activity 10: Choose the correct verbs.

Reading and Writing Activities:

The students:

- read the following sentences with the help of the Educator and choose the appropriate verbs to fill in the blanks.
- read the complete sentences repeatedly.

(洗澡、睡觉、玩、做饭、看)

1. 奶奶在卧室里.....。
2. 姐姐在厨房里.....。
3. 爸爸在客厅里..... 电视。
4. 孩子在花园里..... 游戏。
5. 哥哥在浴室里.....。

Activity 11: Make simple sentences.

Reading and Writing Activities:
The students read the given words with the help of the Educator and make simple sentences.

1. 房子 - 小

..... ○

2. 厨房 - 干净

..... ○

3. 花园 - 花

..... ○

4. 门 - 开着

..... ○

5. 镜子 - 脏

..... ○

Activity 12: Comprehension passage.

Reading and Writing Activities:

The Educator:

- reads and explains the comprehension passage to the students.
- helps the students to read and answer the questions.

你好!我叫燕妮。我上八年级。这是我的家。我和爷爷奶奶、爸爸妈妈和弟弟住在这里。我的家非常漂亮,我很喜欢它。

家里有三间卧室。这是厨房,妈妈在这里做饭。这是我的卧室,我在这里睡觉。这是客厅,我和弟弟在这里看电视。房子后面有个小花园,我每天都会给植物浇水。

请回答下列问题。

1. 燕妮上几年级？

燕妮上..... 年级。

2. 谁和燕妮住在一起？

.....、.....、..... 和燕妮住在一起。

3. 谁在厨房做饭？

..... 在厨房做饭。

4. 燕妮在哪里睡觉？

燕妮在..... 睡觉。

5. 燕妮和弟弟在客厅做什么？

燕妮和弟弟在客厅.....。

6. 花园在哪里？

花园在.....。

7. 燕妮什么时候给植物浇水？

燕妮..... 给植物浇水。